

# Fight Airborne Bacteria, Viruses and Mold with Solaris™ Ultraviolet

Today's improved home construction techniques create better heating and cooling efficiency for the homeowner. This also extends the role of an HVAC system in maintaining overall indoor air quality (IAQ). Adding filtration to the system has its obvious benefits. However, air that is recirculated through the home tends to gain in the number of airborne biological contaminants, including bacteria, viruses and allergens like mold, even when filtration is installed. UV equipment installed in an HVAC system, works specifically to reduce microbiological contaminants in the air and those that accumulate on HVAC interior surfaces.

## Solaris™ UV kills germs

The use of ultraviolet light to kill germs is a proven technology that has been in use for many years in hospitals, food processing plants and other areas where controlling germs is critical. As a Solaris™ UV system reduces the levels of airborne microorganisms by virtue of the continual recirculation of air past the UV lamp(s), the levels of airborne microorganisms, throughout the home are minimized—creating a much more healthful indoor environment.

## Solaris™ brings allergy relief

Mold is a very common allergen and tends to grow on HVAC parts and surfaces. Keeping mold from growing on HVAC system parts dramatically reduces spores in the air—and the relief from allergy symptoms can be dramatic! In fact, instead of being the cause of allergy symptoms, the HVAC system brings new meaning to the words “air conditioning”, by working to reduce airborne allergens.

## UV treatment has no by-products

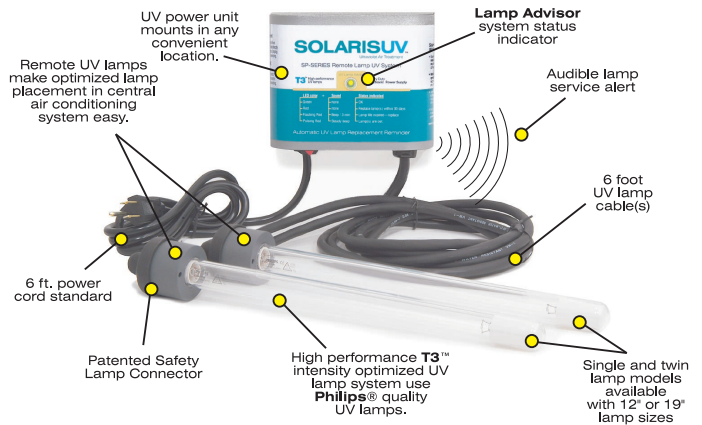
UV leaves the air itself un-touched. No chemicals or particulates are added. Our products do not create ozone.

## Solaris™ is designed for superior effectiveness—and to save energy

A Solaris™ UV system comes with a very efficient electronic power supply and UV lamp(s) that use only as much energy as a typical light bulb. Yet Solaris™ UV systems outperform others because of our patented T3™ lamp enhancement and safety system. Solaris™ UV lamps are thermally shielded in quartz glass sleeves, maximizing UV intensity. And since Solaris™ UV installed in an HVAC system halts mold growth on surfaces, they stay cleaner, which helps optimize system efficiency and reduce operating costs.

# SOLARISUV™

For Heating and Air Conditioning Systems  
**SS/SP-Series**



Solaris SP with two T3™ UV lamps and automatic lamp replacement advisor.

## Solaris™ SP-Series


- Automatic lamp replacement alert and status advisor
- Status indication LED

## Solaris™ SP and SS-Series

- Remote UV lamp(s) makes optimized lamp placement easy
- High performance T3™ UV lamps
- Power unit mounts anywhere
- Twin lamp systems available
- 12" and 19" lamp sizes available
- Auto adapting 120-277VAC electronic power supply
- 6 ft. UV lamp cord
- 6 ft. grounded AC power cord
- Adapts to any standard voltage
- Ten year UV system warranty
- One year UV lamp performance guarantee



**SOLARISUV™**  
Ultraviolet Air Treatment



**Solaris Ultraviolet**

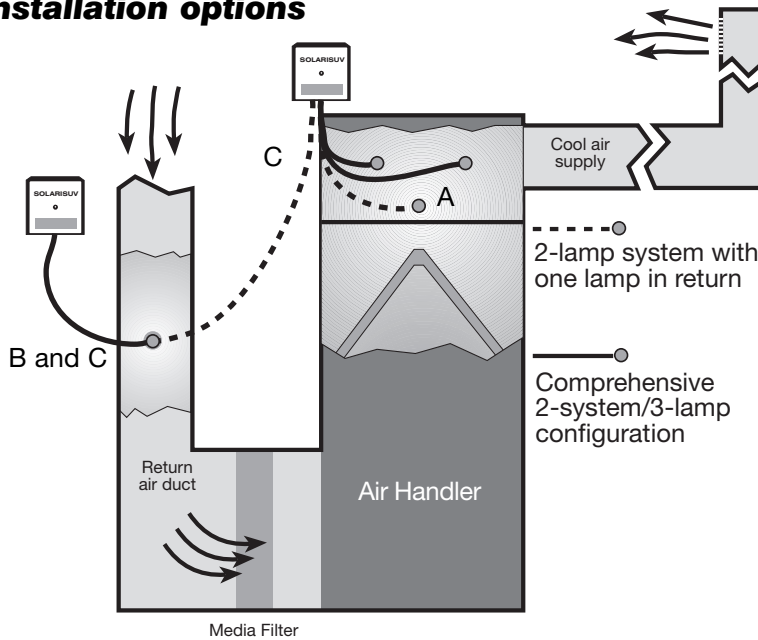
Manufactured by Ultravation, Inc., P.O. Box 234 • Brandon, VT 05733 • Toll Free 866 468-8247 • F 802 247-0033 • sales@solarisuv.com

# Solaris™ UV technical specifications

Units include pre-drilled holes and mounting hardware. All models are non-ozone producing.

| Model  | No. Lamps | Lamp Length | Microwatts/cm <sup>2</sup> 6" from each lamp | Power Consumption | Electrical Requirements | Typical Lamp Life |
|--------|-----------|-------------|--|-------------------|-------------------------|-------------------|
| SS-121 | 1         | 12"         | 1200   | 19 watts          | 120-277 VAC 50/60Hz     | 9,000 hrs         |
| SS-122 | 2         | 12"         | 1200   | 38 watts          | 120-277 VAC 50/60Hz     | 9,000 hrs         |
| SS-191 | 1         | 19"         | 1450   | 29 watts          | 120-277 VAC 50/60Hz     | 9,000 hrs         |
| SS-192 | 2         | 19"         | 1450   | 57 watts          | 120-277 VAC 50/60Hz     | 9,000 hrs         |
| SP-121 | 1         | 12"         | 1200   | 19 watts          | 120-277 VAC 50/60Hz     | 9,000 hrs         |
| SP-122 | 2         | 12"         | 1200   | 38 watts          | 120-277 VAC 50/60Hz     | 9,000 hrs         |
| SP-191 | 1         | 19"         | 1450   | 29 watts          | 120-277 VAC 50/60Hz     | 9,000 hrs         |
| SP-192 | 2         | 19"         | 1450   | 57 watts          | 120-277 VAC 50/60Hz     | 9,000 hrs         |

## Installation options



Solaris™ UV equipment's remote lamp design makes it possible to install the UV lamp in optimum locations not available with conventional designs. The electronics enclosure can be mounted anywhere within reach of the 6 foot UV lamp cord and convenient power source. A 6 foot AC power cord with grounding plug is provided.

*We recommend obtaining the advice of your heating and air conditioning contractor for the best UV lamp location options. The system must be installed in compliance with all installation instructions. Installation should be performed by a trained HVAC technician.*

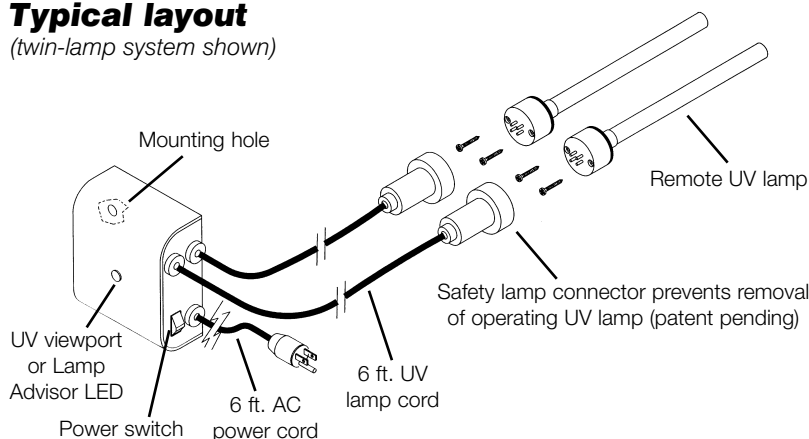
In a typical installation the UV lamp is placed for the most effective exposure to HVAC component parts (A) the UV system treats both HVAC surfaces and the passing air stream. This keeps mold—that commonly grows on wet surfaces—from taking hold.

Alternatively, the UV lamp can be installed in the HVAC system air return duct (B), where the Solaris™ UV system will treat the air stream, exposing bacteria and viruses to UV before they reach any installed media filter and the air handler. Note that some furnace or media filters can support organism growth. Killing organisms before reaching the filter therefore is advantageous.

A Solaris™ UV installation with two or three lamps can be used to apply UV to both locations (C), controlling mold in the HVAC system and ducts and increasing the UV exposure time of microbes passing through the system.

## Typical layout

(twin-lamp system shown)



Available from:

